



Information booklet for schools.



Welcome to West Lodge Farm Park

We have enjoyed farming West Lodge for three generations and warmly invite you to come and share our enthusiasm for farming and the countryside in a fun and safe environment.

West Lodge is the ideal place to bring groups of children, being part of the CEVAS Farm Accreditation Scheme and also a repeated holder of the LOTC Quality Badge ensures we offer high quality educational school trips.

www.westlodgegeruralcentre.co.uk

01536 760552

education@westlodgefarmpark.co.uk

A visit to the farm

Our guides have a wide range of tours accommodating groups from reception and KS1 through to A Level; they offer a range of specialities including agriculture, ecology, conservation and local history. (Copies of the curriculum links to farming are available on request.)

Activities that we can provide.

- Tractor and trailer rides around the farm to learn about the surrounding area.
- Pond dipping
- 3 and a half miles of farm nature trails.
- Indoor and outdoor play areas, including a tractor park.
- Visiting and learning about the farm animals.
- Bottle feeding lambs (January till April).
- Young animals to handle.
- Wildlife tours
- Mini beast hunts
- Bread making
- Food for farming
- Piglet racing.
- Displays of old farming equipment, timelines & history.
(Activities can be tailored to individual needs).

Available facilities here on the Farm.

- Welcoming staff and experienced guides.
- Picnic areas, undercover if needed.
- Toilet and hand washing points located through the site.
- Space for parking.
- A school package tailored to your school needs.

A typical timetable.

| | |
|-----------|---------------------------------------|
| 10.00am - | Arrive, introduction and safety talk. |
| 10.30am - | Group wildlife walk |
| 11.30am - | Wash hands, lunch and free time |
| 12.45pm - | Farm animal tour |
| 1.45pm - | Wash hands |
| 1.45pm - | Piglet Racing - Cloisters |
| 2.00pm - | Wash hands and collect belongings |

Times allowed for tours include some allowance for toilet stops etc.
We recommend maximum group size of 30 children.

About West Lodge Farm Park

Map of the site.



West Lodge is a working family farm which diversified into an open farm park in 1995. The Dee family have been farming for hundreds of years and moved from a Leicestershire farm to Desborough in 1939. West Lodge sits just outside Desborough near to the Northants/Leicestershire border.

Land use.

Allocation of land is as follows:

| Type | acres | Hectares |
|----------------|-------|----------|
| Arable | 318 | 128 |
| Pasture | 30 | 12 |
| Woodland | 30 | 12 |
| Built up areas | 2 | 0 |
| Leisure | 9 | 3 |
| Conservation | 65 | 26 |
| Set aside | 96 | 38 |

The land rises from 120m at Harpers brook to 145m above sea level at the farm house. With much of the land having been reclaimed from open cast ironstone mining the soil is quite heavy and of low nutrient value.

The farm is currently running the following livestock:

| <u>Type</u> | <u>Number</u> |
|-----------------|---------------|
| Sheep (4 Rams) | 160 |
| Cattle (1 Bull) | 60 |
| Pigs | 5 + piglets |
| Ponies | 4 |
| Donkey | 1 |
| Goats | 20 |
| Chickens | 110 |
| Ducks | 13 |
| Geese | 12 |
| Rabbits | 11 |
| Guinea pigs | 7 |

Who lives and works here.

Tony Dee lives on the farm. His son Ed Dee and his wife Mo live close by and are at the farm everyday, Ryan, the farm park manager is in charge of the day to day running of the park, along with guiding school trips around with the help of Farmer James, Farmer Angelina, Farmer Ian and Ranger Lisa. Lisa is the Educational Officer for West Lodge and also manages the Forest School, Hannah is the restaurant manager who makes sure everyone is fed and all dietary requirements are met. In the office you will find Gill, who deals with all of the telephone enquiries and financial matters. West Lodge Farm Park is a very busy place, lots of other staff are employed some full time and others part time all helping out with the responsibilities of farm life in general and all play a huge part in the successful running of the farm park.

Machinery.

The following major items are used within the farm.

| | |
|------------------------------------|--|
| John Deere tractor- | Used with ploughs, discs, drill/power harrow, rolls, spreader and sprayer for planting and growing the crops. |
| John Deere self-propelled sprayer- | Used for spraying fertiliser and pesticides. |
| Ford tractor- | Used with bucket, forks and trailer for lifting and moving. Grass cutter, turner and baler for making hay and straw bales. |
| Class Lexion combine- | Used for harvesting the crops. |

JCB-

Used for moving and lifting earth, gravel, grain etc.


Buildings.

The farm is equipped for schools, groups and general public. It has exhibition and craft areas, function room and activity areas, an indoor and outdoor play area and a restaurant.

The farming year.

We do different things on the farm each season.


SPRING



A line drawing of a farm in spring. A tractor is pulling a plough in a field. There are farm buildings, a pond, and trees. The sun is shining, and there are birds in the sky.

- Lambing
- Housed ewes out to grass
- Calving (Beef Cows)


SUMMER



A line drawing of a farm in summer. A tractor is pulling a harrow in a field. There are farm buildings, a pond, and trees. The sun is shining, and there are birds in the sky.

- Harvest Winter Wheat
- Harvest Oilseed Rape
- Mate Cows for spring calving


AUTUMN



A line drawing of a farm in autumn. A tractor is pulling a trailer in a field. There are farm buildings, a pond, and trees. The sun is shining, and there are birds in the sky.

- Sowing of Oilseed Rape
- Sowing of Winter Wheat
- Ploughing and cultivating of land
- Mate Sheep for spring lambing

WINTER



A line drawing of a farm in winter. A tractor is pulling a trailer in a field. There are farm buildings, a pond, and trees. The sun is shining, and there are birds in the sky.

- Some Sheep are housed for winter
- Farm maintenance
- Early lambing starts

Preparing for your visit to the farm.

At Key Stage 1 the farm visit will enable the pupils' first-hand experiences to be widened in a whole range of visual, tactile and other sensory situations. Within this are the important messages of the life cycle and seasonal change. There is a wealth of opportunity for language development and literacy skills.

At Key Stage 2 the farm visit can stimulate and excite pupils' curiosity. It also satisfies their curiosity as they begin to apply their knowledge and understanding of ideas. Pupils can consider the farm as a good example of an environment affected by human activity, think about attitudes to farming, the rural environment and the conflicts of interest that arise. They talk about their work and its significance and communicate their ideas using a wide range of language.

At Key Stage 3 many different subject requirements can be addressed. For example in history, the adaptation of farm buildings over the centuries can offer first-hand evidence of social and technological changes. This readily promotes the skills of handling and assessing. Pupils can investigate and debate a wide range of complex issues and begin to understand the environmental, social and economic implications.

At Key Stage 4 farm visits can be used to deliver examination subjects both academic and vocational. Contact with farmers will help to focus on the real life application of skills within the workplace, engaging pupils with contemporary issues and focusing on their role as users and consumers.

For suggestions on planning pre visit activities or to follow up your visit then please speak to the Educational Officer. West Lodge has devised video clips in relation to all aspects of farming which can be found on-

<https://www.youtube.com/user/Westlodgefarmpark>

Themed educational activity sheets and farm resources such as sheep's wool, animal hair, eggs etc. can be provided on request.

An evaluation form will be provided at the pre-visit stage, allowing you time to observe what the visit may entail. We are always grateful for all comments and feedback in order to continually thrive to improve our services.

Things to remember when visiting the farm.

Risk assessment

We advise a pre-visit to our farm, during which you can carry out a risk assessment and become familiar with the site. A copy of the farm's risk assessment is available on request, or can be downloaded from our website:

www.westlodgeruralcentre.co.uk

Clothing

You and your pupils should wear appropriate outdoor clothing, including sturdy shoes or Wellingtons, not sandals.

Behaviour

Teachers/group leaders are responsible for the children's behaviour throughout the visit. The children should understand how to behave on the farm and always follow the Countryside Code.

The Countryside Code.

There are five sections of The Countryside Code dedicated to helping us learn how to respect, protect and enjoy the countryside:-

- Be safe, plan ahead and follow any signs
- Leave gates and property as you find them
- Protect plants and animals and take your litter home
- Keep dogs under close control
- Consider other people

Health and safety.

We comply with health and safety regulations, and details of facilities for hand washing, etc., are provided later in this booklet. However, it is important that all children and supervising adults are aware of the correct health and safety guidelines.

The risk of infection is very small, but the disease caused by an infection could be serious. By following the simple guidelines, which are similar to everyday basic hygiene recommendations, the risk can be easily minimised.

All school groups visiting farms are recommended to read the code of practice, guidance on preventing or controlling ill health from animal contact at visitor attractions; this is also available on our website -

www.westlodgeruralcentre.co.uk

or can be accessed directly by typing or clicking the following link

<http://www.westlodgeruralcentre.co.uk/pdf/Code%20of%20Practice%20Advice%20to%20Teachers.pdf>

All animals naturally carry a range of micro-organisms, some of which can be transmitted to humans, where they may cause ill health. Some infections which may be contracted on farms, such as the bacterium Escherichia coli O157 (E coli O157), present a serious hazard and potentially cause severe disease, which may be particularly acute in young children.

While the hazard from infection resulting from a farm visit is real, the risk is small because it can be readily controlled by following sensible steps which will help make your visit safe, healthy and enjoyable.

Safety Guidelines.

To ensure a safe as well as fun day, please behave safely and appropriately and take note of the following guidelines and signs around the farm park.

- Keep fingers away from mouths whilst around the animals. Do not kiss the animals.
- Wash hands with soap & water after visiting animal areas, particularly before you eat, drink, enter play areas or leave.
- Do not eat or drink in animal areas
- Never drink from taps around the farm unless they are marked 'drinking water'.
- Child dummies, if dropped, should be thoroughly cleaned before use.
- Do not taste or eat the animal feed.
- Beware pigs may bite. Do not feed by hand.
- Pregnant women should avoid all contact with newly born animals and their mothers.
- Please keep to all paths and tracks.
- Please do not climb on or over fencing or gates.
- In the event of a fire follow directions from staff & muster in the car park.
- Cover cuts & grazes. First Aid in the shop.
- The farm park is a **no smoking area**. Please smoke in the car park below the cricket club.

Adults are responsible for ensuring the children with them, follow safety information and wash their hands properly.

Additional Advice

Further advice on E. coli O157 including a video on hand washing is available at:

<http://www.hse.gov.uk/campaigns/farmsafe/ecoli.htm>

Other advice is available from a number of other government websites including:

<http://www.hse.gov.uk/>

www.hpa.org.uk/

www.hps.scot.nhs.uk/

www.dh.gov.uk/en/index.htm

<http://www.defra.gov.uk/>

<http://vla.defra.gov.uk/>

Farm information

West Lodge Farm Park
Back Lane
Desborough
Northants
NN14 2SH

Contact person: Lisa Male
Tel no: 01536 760552
Email: education@westlodgefarmpark.co.uk

Grid reference: 814846

Booking a visit

In the first instance, please telephone the farm park to check availability. Details of group bookings and requirements can then be discussed further with the Educational officer.

Cancellation arrangements

If you are unable to carry out your visit, please let us know as soon as possible so that we can make alternative arrangements.

How to get here



On arrival

Coaches and minibuses can be parked in the main car park, please make sure you don't block the farm gate (access may be required for emergency procedures).

Please report to the entrance (shop) where you will sign in and one of our guides will greet you and advise you of all the necessary information prior to your tour beginning. You will have an allocated eating area where you will be able to leave your personal belongings.